

GlobTek, Inc. www.globtek.com 186 Veterans Drive, Northvale, NJ 07647 Tel. (201) 784-1000 Fax (201) 784-0111	Drawing Title: North American NEMA 1-15P to , IEC320/C17, GT Cable #121: 18 / 2 Conductors, 5.9mm OD, SVT, 105 Degree, 300V, BLK/WHT, Approvals: UR, cUR or CSA,2743mm, GlobTek Black	
	Model No. Power Cord	Part No./Ordering No. 401P1219F71A

CUSTOMIZED LENGTHS, COLORS, CABLE TYPES, TERMINATIONS/PLUGS/RECEPTACLES AVAILABLE UPON REQUEST. ADDITIONAL PLUG OPTIONS ARE AVAILABLE AT <https://www.globtek.com/connectors/> STANDARD PLUGS AND CONNECTORS CAN BE SEEN ONLINE AT <https://www.globtek.com/connectors/> ACTUAL CONNECTORS, OVERMOLDS, FERRITES MAY VARY SLIGHTLY FROM THE PICTURE BELOW DIMENSIONS ARE IN MM UNLESS SPECIFIED OTHERWISE

REVISION HISTORY

REV	DESCRIPTION	SUB	DATE	APPROVED
B	Update to SF format	bsiep	03/25/2019	QA

In Addition to GlobTek Inc.'s renewed ISO9001:2008 - Quality Management System Certification, GlobTek Inc. is now certified to:

- ISO13485:2003 - Medical Devices Quality Management System Certification
- ISO14001:2004 - Environmental Management System Certification

ISO Certificates are available online at <https://www.globtek.com/iso-certificates/>

Customer Approval of Specification:

Please approve, sign and send back to GlobTek so we can complete order processing.

A delay in receipt of this form will delay delivery schedule.

Company Name:

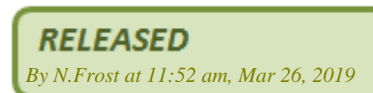
Customer P/N:

Quote Number:

Date:

Authorized Representative Name:

Authorized Representative Signature:



The acceptance of this specification and use of the product described in this document indicates the acceptance and binding of the customer to Globtek terms and conditions, which supersede all other agreements, terms, and conditions (<https://en.globtek.com/terms-and-conditions/>).

Footnote:

GlobTek Inc. will not be liable for the safety and performance of these power supplies if unauthorized access and repair occurs. End user should consult applicable UL, CSA or EN standards for proper installation instruction.

GlobTek, Inc. www.globtek.com 186 Veterans Drive, Northvale, NJ 07647 Tel. (201) 784-1000 Fax (201) 784-0111	Drawing Title: North American NEMA 1-15P to , IEC320/C17, GT Cable #121: 18 / 2 Conductors, 5.9mm OD, SVT, 105 Degree, 300V, BLK/WHT, Approvals: UR, cUR or CSA,2743mm, GlobTek Black	
	Model No. Power Cord	Part No./Ordering No. 401P1219F71A

CUSTOMIZED LENGTHS, COLORS, CABLE TYPES, TERMINATIONS/PLUGS/RECEPTACLES AVAILABLE UPON REQUEST. ADDITIONAL PLUG OPTIONS ARE AVAILABLE AT <https://www.globtek.com/connectors/> STANDARD PLUGS AND CONNECTORS CAN BE SEEN ONLINE AT <https://www.globtek.com/connectors/> ACTUAL CONNECTORS, OVERMOLDS, FERRITES MAY VARY SLIGHTLY FROM THE PICTURE BELOW DIMENSIONS ARE IN MM UNLESS SPECIFIED OTHERWISE

Limitation of Use:

GlobTek products are intended for use with commercial, medical, and/or industrial equipment only. GlobTek product are not authorized for use as mission critical components in life support hazardous environment, nuclear or aircraft applications without prior written approval from the CEO of GlobTek Inc.
Contents of this document are subject to change without prior notice.

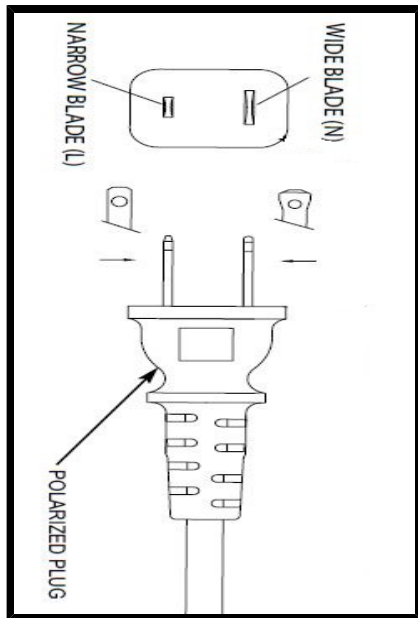
GlobTek, Inc. www.globtek.com 186 Veterans Drive, Northvale, NJ 07647 Tel. (201) 784-1000 Fax (201) 784-0111	Drawing Title: North American NEMA 1-15P to , IEC320/C17, GT Cable #121: 18 / 2 Conductors, 5.9mm OD, SVT, 105 Degree, 300V, BLK/WHT, Approvals: UR, cUR or CSA,2743mm, GlobTek Black
	Model No. Power Cord
Part No./Ordering No. 401P1219F71A	

CUSTOMIZED LENGTHS, COLORS, CABLE TYPES, TERMINATIONS/PLUGS/RECEPTACLES AVAILABLE UPON REQUEST. ADDITIONAL PLUG OPTIONS ARE AVAILABLE AT <https://www.globtek.com/connectors/> STANDARD PLUGS AND CONNECTORS CAN BE SEEN ONLINE AT <https://www.globtek.com/connectors/> ACTUAL CONNECTORS, OVERMOLDS, FERRITES MAY VARY SLIGHTLY FROM THE PICTURE BELOW DIMENSIONS ARE IN MM UNLESS SPECIFIED OTHERWISE

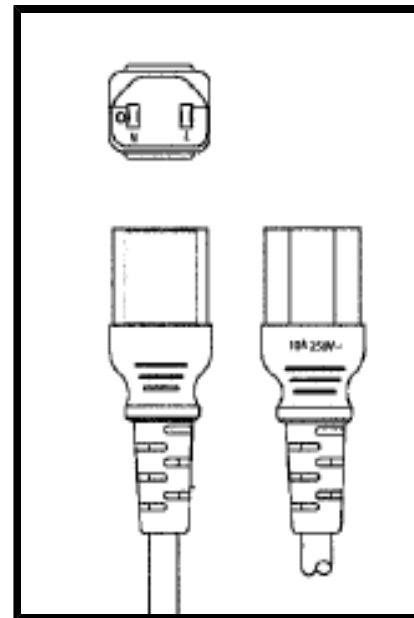
Cordset Information:
 CordsetColor:GlobTek Black
 Cord Length (mm):2743

NOTES:

END A



END B



GlobTek, Inc. www.globtek.com 186 Veterans Drive, Northvale, NJ 07647 Tel. (201) 784-1000 Fax (201) 784-0111	Drawing Title: North American NEMA 1-15P to , IEC320/C17, GT Cable #121: 18 / 2 Conductors, 5.9mm OD, SVT, 105 Degree, 300V, BLK/WHT, Approvals: UR, cUR or CSA,2743mm, GlobTek Black	
	Model No. Power Cord	Part No./Ordering No. 401P1219F71A

CUSTOMIZED LENGTHS, COLORS, CABLE TYPES, TERMINATIONS/PLUGS/RECEPTACLES AVAILABLE UPON REQUEST. ADDITIONAL PLUG OPTIONS ARE AVAILABLE AT <https://www.globtek.com/connectors/> STANDARD PLUGS AND CONNECTORS CAN BE SEEN ONLINE AT <https://www.globtek.com/connectors/> ACTUAL CONNECTORS, OVERMOLDS, FERRITES MAY VARY SLIGHTLY FROM THE PICTURE BELOW DIMENSIONS ARE IN MM UNLESS SPECIFIED OTHERWISE

End A
 Code:401P
 Description:North American NEMA 1-15P
 Rating (V):125
 Rating (A):10
 Sex:Female
 Overmolded:Yes

Cable
 Code:121
 Description:GT Cable #121: 18 / 2 Conductors, 5.9mm OD, SVT, 105 Degree, 300V, BLK/WHT, Approvals: UR, cUR or CSA
 Color:GlobTek Black
 Wire Gauge(AWG):18
 Cond:2
 Type:SVT
 Temperature:105
 Amps:10
 Volts:300
 OD: ConductorsColors

End B
 Code:071A-NA
 Description:IEC320/C17
 Rating (V):125
 Rating (A):10
 Sex:Female
 Overmolded:Yes

Plug Approvals	Cable Approvals	Connector Approvals
----------------	-----------------	---------------------



CU/CUL



CU/CUL

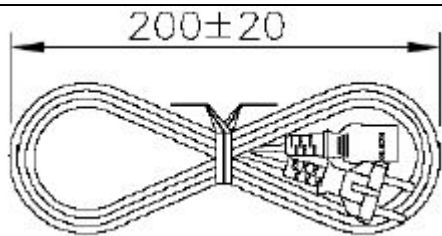


CU/CUL

Hanking:200
 Description:200 +/- 20mm
 Image:

GlobTek, Inc. www.globtek.com 186 Veterans Drive, Northvale, NJ 07647 Tel. (201) 784-1000 Fax (201) 784-0111	Drawing Title: North American NEMA 1-15P to , IEC320/C17, GT Cable #121: 18 / 2 Conductors, 5.9mm OD, SVT, 105 Degree, 300V, BLK/WHT, Approvals: UR, cUR or CSA,2743mm, GlobTek Black	
	Model No. Power Cord	Part No./Ordering No. 401P1219F71A

CUSTOMIZED LENGTHS, COLORS, CABLE TYPES, TERMINATIONS/PLUGS/RECEPTACLES AVAILABLE UPON REQUEST. ADDITIONAL PLUG OPTIONS ARE AVAILABLE AT <https://www.globtek.com/connectors/> STANDARD PLUGS AND CONNECTORS CAN BE SEEN ONLINE AT <https://www.globtek.com/connectors/> ACTUAL CONNECTORS, OVERMOLDS, FERRITES MAY VARY SLIGHTLY FROM THE PICTURE BELOW DIMENSIONS ARE IN MM UNLESS SPECIFIED OTHERWISE



Notes/Modifications/Customizations (notes in this section supersede the values shown in the standard spec):