




ISO 9001:2008
REGISTERED



**150 Watts, Universal Input,
Single Output Switchers**

Part Number Ordering System (See Page 278)
Output Plug/Cord Options (See Page 247)



ELECTRICAL SPECIFICATIONS:

INPUT VOLTAGE RANGE:
UNIVERSAL INPUT FROM 100VAC TO 240VAC

INPUT CURRENT:
4.0 MAXIMUM

INPUT FREQUENCY RANGE:
47HZ TO 63HZ

INRUSH CURRENT:
30A MAXIMUM AT 120VAC AND 60A MAXIMUM AT 230VAC

OUTPUT LOAD REGULATION:
+/- 2% MEASURED AT OUTPUT CONNECTOR END

INPUT REGULATION:
+/- 1.0% OUTPUT MEASURED AT OUTPUT CONNECTOR

TRANSIENT RESPONSE:
MAXIMUM OUTPUT DEVIATION OF +/-5% OF NOMINAL OUTPUT FOR A 0% TO 25% STEP LOAD, 500ms TYPICAL RESPONSE TIME

OUTPUT SHORT CIRCUIT PROTECTION:
HICCUP MODE WITH AUTO RECOVERY ONCE FAULT DISAPPEARS

OVERLOAD PROTECTION:
POWER SUPPLY IS OUTPUT POWER LIMITED, HICCUP MODE

FULL LOAD EFFICIENCY:
78% TYP. @ FULL LOAD 115V, DEPENDING ON OUTPUT VOLTAGE

HOLD-UP TIME:
25mS MINIMUM AT FULL LOAD, 115V INPUT

SWITCHING FREQUENCY:
100 KHZ TYPICAL

SWITCHING FREQUENCY OUTPUT RIPPLE:
LESS THAN 1% OF OUTPUT VOLTAGE, TYPICAL

OPERATING TEMPERATURE:
-0°C TO 50°C, DERATE OUTPUT AT 3% PER DEGREE C FROM 50°C TO 70°C

TEMPERATURE COEFFICIENT:
+ / - 0.02%/C TYPICAL

EARTH LEAKAGE CURRENT:
LESS THAN 300uA AT 264Vac

ISOLATION VOLTAGE:
PRIMARY TO SECONDARY: 5656VDC
PRIMARY TO EARTH: 2121VDC

INPUT PROTECTION:
DUAL FUSING , LINE AND NEUTRAL FOR MEDICAL GRADE

SAFETY AGENCY APPROVALS: (PENDING)
EN60601 AND UL60601, CB REPORT AND CE MARK

CLASSIFICATION ACCORDING TO THE TYPE OF PROTECTION AGAINST ELECTRIC SHOCK:
CLASS I

CLASSIFICATION ACCORDING TO THE DEGREE OF PROTECTION AGAINST HARMFUL INGREGES OF WATER:
IPX0

MODE OF OPERATION:

CONTINUOUS

CLASSIFICATION ACCORDING TO THE DEGREE OF SAFETY APPLICATION IN THE PRESENCE OF FLAMMABLE ANESTHETIC:
POWER SUPPLY CANNOT BE USED IN PRESENCE OF FLAMMABLE ANESTHETIC

RELATIVE HUMIDITY:
NON-CONDENSING; 5% TO 90% RH

WEIGHT:
25 LB MAXIMUM

MTBF MIL-HDBK-217F:
200K HRS 25C FULL LOAD, 115V INPUT VOLTAGE

MODEL DESCRIPTION:

GT(M)9250P753.3 TO 15048-X.X
GT: GLOBTEK SERIES CODE
M: MEDICAL GRADE; REPLACE WITH "-" (DASH) FOR I.T.E. GRADE
9250P: SERIES DESIGNATOR
753.3 TO 15048: 75W 3.3V TO 150W 48V, DESCRIBES OUTPUT POWER AND OUTPUT VOLTAGE
-X.X: USE ONLY TO SPECIFY OUTPUT VOLTAGE DEVIATION FROM STANDARD MODEL
BY SUBTRACTING X.X VOLTS FROM STANDARD OUTPUT VOLTAGE
EXAMPLE; REQUIRED VOLTAGE IS 10V; MODEL: GTM9250P25012-2.0
-X.X IS NOT REQUIRED FOR STANDARD OUTPUT VOLTAGES
F-: "F" SYMBOL IS NOT USED IN 150W VERSION, ONLY FOR 250W AND 290W
S: STANDARD CONFIGURATION; INPUT HEADER ON BOARD AND OUTPUT TERMINAL BLOCK
M: INPUT AND OUTPUT HEADER ON BOARD
HIXXX: INPUT WIRE HARNESS AND OUTPUT TERMINAL BLOCK. XXX IS A CODE FROM 000 TO 999 ASSIGNED TO INDICATE WIRE HARNESS LENGTH. MAXIMUM HARNESS LENGHT IS 200mm.
HOXXX: INPUT HEADER ON BOARD AND OUTPUT WIRE HARNESS. XXX IS A CODE FROM 000 TO 999 ASSIGNED TO INDICATE WIRE HARNESS LENGTH. MAXIMUM HARNESS LENGHT IS 200mm.
HIOXXX: INPUT AND OUTPUT WIRE HARNESS. XXX IS A CODE FROM 000 TO 999 ASSIGNED TO INDICATE WIRE HARNESS LENGTH. MAXIMUM HARNESS LENGHT IS 200mm.
HIHXXX: INPUT WIRE HARNESS AND OUTPUT HEADER ON BOARD.
NOTE: DUE TO CURRENT HANDLING LIMITATION OF THE OUTPUT CONNECTOR, M, HOXXX, HIOXXX AND HIHXXX ARE AVAIL-ABLE ONLY FROM 7.5V TO 48V OUTPUTS.

**OUTPUT VOLTAGE / CURRENT:
150 WATTS MODELS, NATURAL CONVECTION**

MODEL NUMBER	OUTPUT VOLTAGE (VDC)	OUTPUT CURRENT (A)	RATED OUTPUT POWER (W)
GTM9250P753.3F- [S or M or HIXXX or HOXXX or HIOXXX or HIHXXX]	+3.30	0 - 22.72	0 - 75
GTM9250P1005.0-X.XF- [S or M or HIXXX or HOXXX or HIOXXX or HIHXXX]	+5.00	0 - 20.00	0 - 100
GTM9250P1007.5-X.XF- [S or M or HIXXX or HOXXX or HIOXXX or HIHXXX]	+7.50	0 - 13.33	0 - 100
GTM9250P1509.0-X.XF- [S or M or HIXXX or HOXXX or HIOXXX or HIHXXX]	+9.00	0 - 16.67	0 - 150
GTM9250P15012-X.XF- [S or M or HIXXX or HOXXX or HIOXXX or HIHXXX]	+12.00	0 - 12.50	0 - 150
GTM9250P15015-X.XF- [S or M or HIXXX or HOXXX or HIOXXX or HIHXXX]	+15.00	0 - 10.00	0 - 150
GTM9250P15018-X.XF- [S or M or HIXXX or HOXXX or HIOXXX or HIHXXX]	+18.00	0 - 8.33	0 - 150
GTM9250P15024-X.XF- [S or M or HIXXX or HOXXX or HIOXXX or HIHXXX]	+24.00	0 - 6.25	0 - 150
GTM9250P15036-X.XF- [S or M or HIXXX or HOXXX or HIOXXX or HIHXXX]	+36.00	0 - 4.17	0 - 150
GTM9250P15048-X.XF- [S or M or HIXXX or HOXXX or HIOXXX or HIHXXX]	+48.00	0 - 3.12	0 - 150

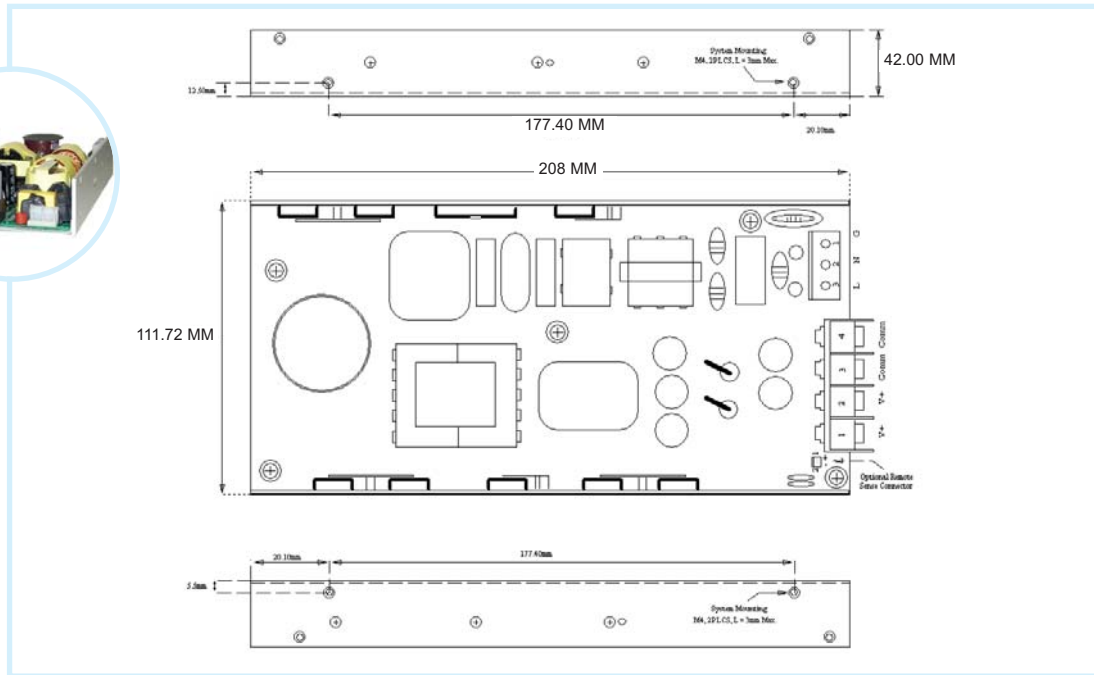
SPECIFICATIONS MAY CHANGE WITHOUT PRIOR NOTICE. CONSULT GLOBTEK CUSTOMER SERVICE FOR LATEST SPECIFICATIONS.



ISO 9001:2008
REGISTERED

**150 Watts, Universal Input,
Single Output Switchers**

Part Number Ordering System (See Page 278)
Output Plug/Cord Options (See Page 247)



ENCLOSURE

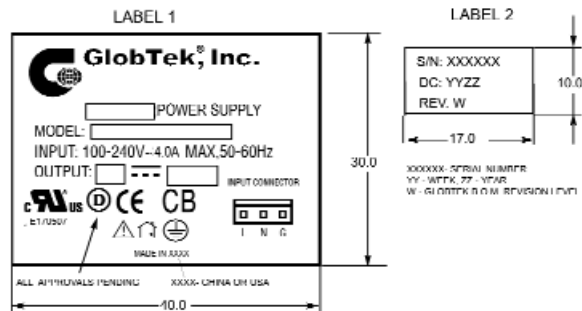

CONFIGURATION:
OPEN FRAME SWITCHING POWER SUPPLY, WITH MOUNTING HOLES POSITIONED AS SHOWN ABOVE.



INPUT:

- 3 PIN MOLEX FRICTION LOCK HEADER
- MOLEX PN: 26-60-4050 WITH PIN 2 + 4 REMOVED MATES
- WITH PN: 09-50-3051
- PIN 1: GROUND
- PIN 3: AC NEUTRAL
- PIN 5: AC LINE
- OUTPUT:
- 4 PIN TERMINAL BLOCK
- PIN 1,2: V+
- PIN 3,4: COMM
- CON 3: REMOTE SENSE CONNECTOR, MOLEX 22-28-0020
- MATES WITH MOLEX PN: 22-01-2021
- PIN 1: +SENSE; PIN2: -SENSE

CHANNEL:
ALUMINUM
0.125" THICK



SPECIFICATIONS MAY CHANGE WITHOUT PRIOR NOTICE. CONSULT GLOBTEK CUSTOMER SERVICE FOR LATEST SPECIFICATIONS.