



ISO 9001:2008
REGISTERED



**Open Frame Switching Power Supply, 25 Watts,
Universal Input, Medical, Class II**

Part Number Ordering System (See Page 302)
Output Plug/Cord Options (See Page 271)



ELECTRICAL SPECIFICATIONS:

INPUT VOLTAGE:
100-240 VAC

INPUT CURRENT:
< 0.6 A RMS MAX

INPUT FREQUENCY:
47 - 63 HZ

OUTPUT CURRENT:
NO LOAD TO FULL LOAD, NO MINIMUM LOAD REQUIRED

OUTPUT POWER (RATED):
25 WATTS MAX

SWITCHING FREQUENCY OUTPUT RIPPLE (PEAK TO PEAK):
< 1% TYPICAL

OUTPUT REGULATION (LINE/LOAD):
+ 5 % FOR MAIN OUTPUT, MEASURED AT O/P CONNECTOR

LINE REGULATION:
+ 1 % MAX AT FULL LOAD

TURN ON/ TURN OFF OVERTHOOT:
4% MAX 500uS MAX RECOVERY TIME FOR 25% STEP LOAD

TURN-ON DELAY:
3000 mSEC MAX

HOLD-UP TIME:
16 mSEC MIN AT NOMINAL INPUT AND FULL LOAD

INRUSH CURRENT:
30 A MAX AT COLD START 120 VAC, 60A MAX
COLD START 230VAC

SWITCHING FREQUENCY:
66.5 KHz TYPICAL

OVER-VOLTAGE PROTECTION:
VOLTAGE LIMITED LESS 130% OF NOMINAL VOLTAGE

OVER-CURRENT / SHORT CIRCUIT:
HICCUP WITH AUTO RECOVERY TO 1.1 - 1.3 IO

NO LOAD POWER CONSUMPTION:
< 1 W @ 230 V

OTHER PROTECTION:
INPUT FUSING

SAFETY APPROVALS (PENDING):
UL60601-1-3, CUL TO 22.2# 601, DEMKO TO EN60601,
CE CLASS II, PSE TO J60950, CB REPORT, VCCI

DIELECTRIC WITHSTAND VOLTAGE:
5656 VDC PRIMARY-SECONDARY

LEAKAGE CURRENT:
< 0.25 mA

LINE SURGE:
EN 61000-4-5 LEVEL 4

EMI:
COMPLIES WITH EN55011 CLASS B AND FCC PART 15
CLASS B WHEN TESTED WITH A RESISTIVE LOAD, BOTH
CONDUCTED AND RADIATED

CE MARK:

TESTED TO COMPLY WITH EN 60601-1-2:2001, EN61000-3-2,
EN61000-3-3 AND EN50082-1, INCLUDING EN61000-4-2,
EN61000-4-3, EN61000-4-4, EN61000-4-5, EN61000-4-6,
EN61000-4-11

MTBF:

GREATER THAN 200,000 HOURS AT 25°C AMBIENT
TEMPERATURE, OPERATING TEMPERATURE: 0°C TO 40° C

STORAGE TEMPERATURE:

-40°C TO 80° C

HUMIDITY:

0% TO 90% RELATIVE HUMIDITY

MODEL NUMBER DESCRIPTION:

MODEL GT-41060-WWVV-X.X

WHERE:

41060: SERIES CODE
(- OR CC): "-" = CONSTANT VOLTAGE MODEL, "CC" =
CONSTANT CURRENT OPTION
WW = DENOTES RATED WATTAGE
(VV) = RATED VOLTAGE
(X.X) = DENOTES VOLTAGE DIFFERENTIATOR

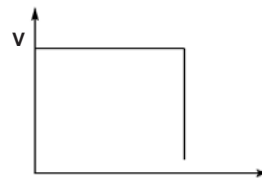
PART NUMBER DESIGNATION:

SEE P/N SYSTEM FOR EXPLANATION:
XXX - DESIGNATION OUTPUT CORD + PLUG OPTION

NOTES:

1. EACH OUTPUT CURRENT MAY VARY WITHIN IT'S DESIGNATION RANGE, AS LONG AS OUTPUT POWER IS NOT EXCEEDED.
2. SINGLE OUTPUT MAY VARY FROM 3VDC-30VDC IN 0.1V INCREMENTS
3. (-Y.Y) OPTIONAL FOR SPECIFYING OUTPUT VOLTAGE DEVIATION FROM LISTED RATINGS. SUBTRACT Y.Y FROM RATED VOLTAGE.

"CC", CONSTANT CURRENT OPTION PERFORMANCE:



V = RATED VO

I = RATED IO

ACTUAL DATA TO BE PROVIDED ON PRODUCT SPEC.

OUTPUT VOLTAGE / CURRENT:

MODEL NUMBER	OUTPUT VOLTAGE (VDC)	OUTPUT CURRENT (A)	RATED OUTPUT POWER (W)
GTM41060 (-or CC) 1003-X.Y-FW	+3.00	0 - 2.60	0 - 8.6
GTM41060 (-or CC) 1505-X.Y-FW	+5.00	0 - 3.00	0 - 15
GTM41060 (-or CC) 1706-X.Y-FW	+6.00	0 - 2.80	0 - 18
GTM41060 (-or CC) 1807-X.Y-FW	+7.00	0 - 2.57	0 - 18
GTM41060 (-or CC) 1809-X.Y-FW	+9.00	0 - 2.00	0 - 18
GTM41060 (-or CC) 2512-X.Y-FW	+12.00	0 - 2.08	0 - 25
GTM41060 (-or CC) 2515-X.Y-FW	+15.00	0 - 1.67	0 - 25
GTM41060 (-or CC) 2518-X.Y-FW	+18.00	0 - 1.40	0 - 25
GTM41060 (-or CC) 2520-X.Y-FW	+20.00	0 - 1.25	0 - 25
GTM41060 (-or CC) 2524-X.Y-FW	+24.00	0 - 1.04	0 - 25
GTM41060 (-or CC) 2530-X.Y-FW	+30.00	0 - 0.833	0 - 25

SPECIFICATIONS MAY CHANGE WITHOUT PRIOR NOTICE. CONSULT GLOBTEK CUSTOMER SERVICE FOR LATEST SPECIFICATIONS.






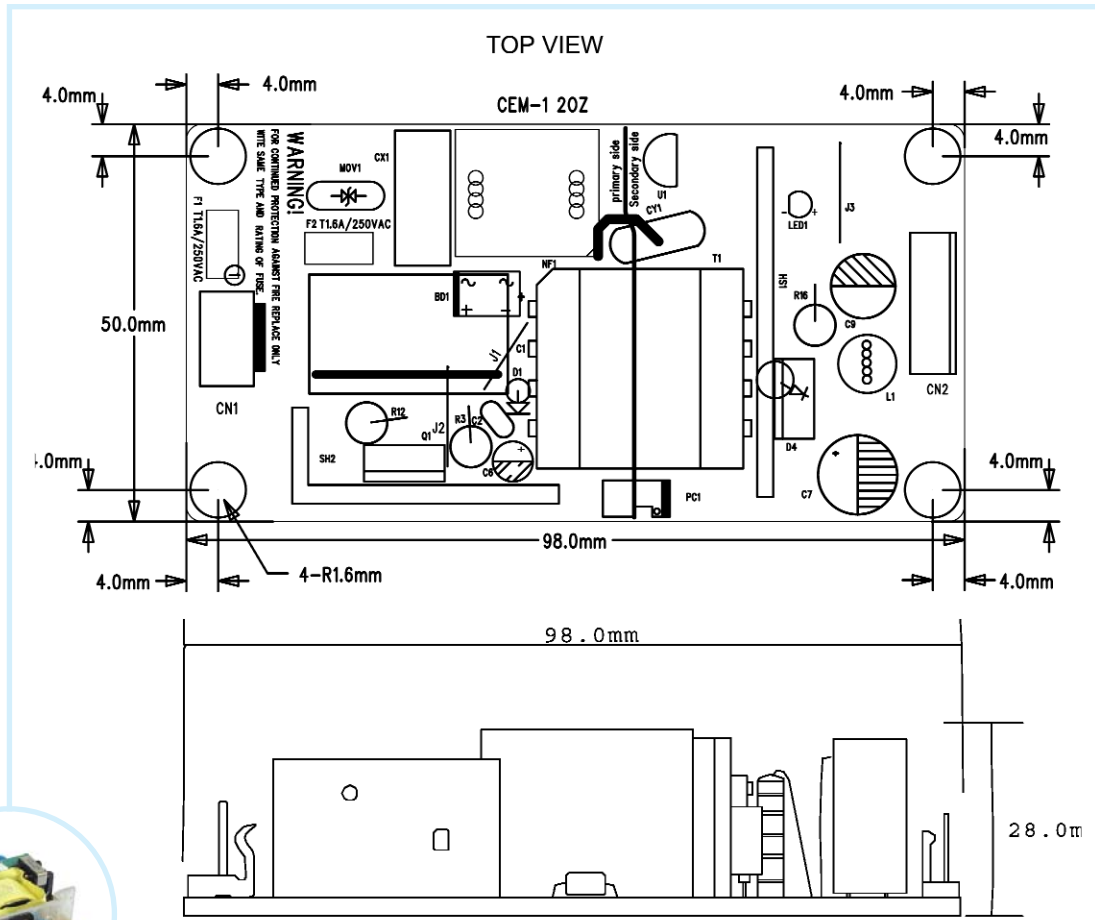
Open Frame Switching Power Supply, 25 Watts, Universal Input, Medical, Class II

Part Number Ordering System (See Page 302)
Output Plug/Cord Options (See Page 271)



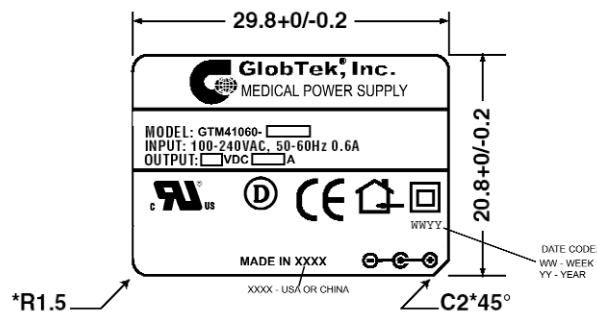
MECHANICAL

SIZE: 98 x 50 x 28 ± 0.5 mm



INPUT CONNECTOR:
MOLEX 09-65-2038
OR EQUIVALENT,
3 CIRCUITS WITH
2 PIN REMOVED

OUTPUT CONNECTOR:
MOLEX 22-28-0040
OR EQUIVALENT,
6 CIRCUITS
CONNECTOR



NOTE: FOR OTHER OUTPUT CONNECTOR OPTIONS, SEE OUTPUT/PLUG/CORD OPTIONS PAGE.