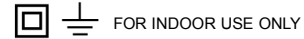


ISO 9001  
REGISTERED**Open-Frame Single-Quad w/Active PFC (0.98min)  
175-200 Watt**

FOR INDOOR USE ONLY

**1. ELECTRICAL SPECIFICATIONS:****Input Voltage:**

Universal 90VAC To 264VAC

**Input Frequency:**

47 Hz-63 Hz for All Units.

**Input Current:**

Less than 4 Amps RMS.

**Output Voltage:**

See Rating Table

**Rated Output Power:**

See Rating Table

**Output Current:**

No load to full load, no minimum load required

**Output Ripple (Peak To Peak):**

1% or 100 mV max, whichever is smaller; except for 3.3V out units which are 50mV maximum.

**Output Regulation (Line/Load):**

For single output units: +/- 5%; for multiple output units: +/- 5%; for main output +/- 5%; for second output and +/- 10%; for third and fourth output, measured at the end of output connector, with a 10% Min. Load on the main output.

**Adjustability:**

+/- 10% Main Output

**Remote Sensing (option):**

Provides regulation within +/- 2% of nominal voltage of main output. For 3.3V single output or 3.3V main of multi-output, Remote Sensing required.

**Turn-On/Turn-Off Overshoot:**

5% Maximum for all units.

**Turn-On Delay:**

0.5 Seconds Maximum

**Hold-Up Time:**

20 mS minimum at Nominal Line (120 VAC) for all units.

**Inrush Current:**

Less than 20 AMPS peak for North American Units, less than 40 Amp peak for European and Universal units at cold start

**Efficiency:**

75% Typical at full load.

**Switching Frequency:**

100 KHz Typical

**Over-Voltage Protection:**

Basic protection limits the output voltages below 130% of the nominal voltage. Other options:

A) Shut down without latching. The units will shut down when over-voltage protection is activated at 130% of the nominal value, and automatically recover when the fault is removed.

B) Shut down and latched. The units will shut down when over-voltage protection is activated at 130% of the nominal value, and remain shutdown even after the fault is removed. The units can only be reset by cycling the input power.

**Over Current/Short Circuit Protection:**

Hiccup, automatic recovery.

**Other Protection:**

Input fusing, thermal shutdown.

**Safety Approvals:****ITE Models:**

UR to UL 60950, CUR to 22.2 #950, EN60950

**Medical Models:**

UR to UL2601-1, C-UR to 22.2 # 601, EN60601

**Line Surge:**

EN61000-4-5 Level 4

**EMI:**

Complies with EN55022, EN55011, Class B and FCC Part 15 Class B when tested with a resistive load, both conducted and radiated.

**CE Mark:**

Tested to comply with EN50082-1 Including EN61000-4-2(System Level), EN61000-4-3, EN61000-4-4, EN61000-4-5, EN61000-4-6, EN61000-4-11, EN61000-3-2, Class D Equipment, Active PFC Front Module. EN61000-3-3. Unit is eligible for CE mark.

**PFC (Power Factor Correction):**

0.98 Min. for all units

**MTBF:**

Greater than 50,000 hours calculated, stress analysis, ground fix environment

**Operating Temperature:**




0°C to 40°C

**Humidity:**

0 to 90% Relative Humidity

**Storage Temperature:**

-40°C to 80°C








ISO 9001  
REGISTERED



**Open-Frame Single-Quad w/Active PFC (0.98min)  
175-200 Watt**



**MECHANICAL:** INCH (mm)

**2. CONFIGURATION:**

Open frame switching power supply, with mounting holes, positioned as shown below.  
Option: PCB Mount, with in/out connectors headers pins on PCB solder side.

**3. INPUT CONNECTOR:**

**3.1 Open Frame Configuration:**

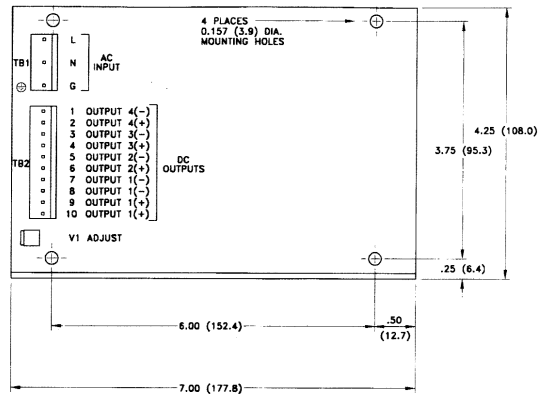
Straight square pin locking header, with .312 (7.92) between conductors, .045 (1.14) square pins. tin plated UL 94V-0 rated nylon housing, Molex no. 09-65-208 (5 circuits, with 2 pins removed). Header mates with Molex no. 2139 connector or equivalent.

**3.2 PCB Mount Configurations:**

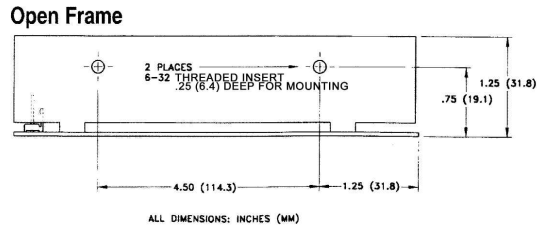
Straight square pin non-locking header, with .312 (7.92) between conductors .045 (1.14) Square pins, tin plated UL94V-0 rated nylon base, Molex: 09-67-4051(5 circuits, with 2 pins removed), system board soldered.

**4. DRAWING:**

**TOP VIEW**



**SIDE VIEW**



**OUTPUT WIRING DIAGRAM**

QUAD:GT-3Q200P-44F		SINGLE: GT-3S200P-5.0F	
PIN 1: -15V	PIN 6: +24V	PIN 1: COM	PIN 6 +5V
PIN 2: COM	PIN 7: COM	PIN 2: COM	PIN 7: +5V
PIN 3: COM	PIN 8: COM	PIN 3: COM	PIN 8: +5V
PIN 4: +15V	PIN 9: +5V	PIN 4: COM	PIN 9: +5V
PIN 5: COM	PIN 10: +5V	PIN 5: COM	PIN 10: +5V

**MECHANICAL, CONT. INCH (mm)**

**5. LABEL:**

Material: .002(0.005) thick flat thermal transfer, imprintable, matte metalized Mylor with black nomenclature. Manufacturer: Graphtex, Inc., material I.D. No. GPN201483. UL file no.MH10966. UL material category ML1842. Optional label material can be substituted providing material is UL listed and complies with applicable safety requirements.

**6. LABEL PLACEMENT:**

Label is placed on component TI facing outwards.

**Individual Packaging (Open Frame / PCB Units)**

Each power supply shall be contained in a sealed polyester bubble wrap bag, two (2) units are packed per packing box, each in its own bubble wrap bag.

**Individual Packaging Box:**

Material; Corrugated fiberboard, F-flute, .08 (2.0) thick, double wall construction.

External Finish: White, coated gloss finish (aqueous or varnish). Style: Tuck sides with locking tabs on both sides of box. No printing on outside of box.